

Signify Classified - Internal
Cooper Lighting Solutions Photometric Lab
1121 Highway 74 South
Peachtree City, GA 30269



Scaled data based on original data using
LM-79-08 Approved Method: Electrical and Photometric Measurements of Solid-
State Lighting Products

Test Report Prepared for
Cooper Lighting Solutions
(formerly Eaton)

Brand: STREETWORKS

Report Number: P867929

Luminaire Tested: **MEM2-HSN-SA-120-727-U-T2R-HSS**

Issue Date: 08/21/2024



Test Information

Test Method: LM-79-08
Report Number: P867929
Test Lab: INNOVATION CENTER(G3)
Issue Date: 08/21/2024
Manufacturer: COOPER LIGHTING SOLUTIONS (FORMERLY EATON)
Product Line: STREETWORKS
Catalog Number: MEM2-HSN-SA-120-727-U-T2R-HSS
Description: EPIC MODERN SHORT HOUSING DISCRETE LED ARRAYS 120W 70CRI 2700K
FIXTURE w/ TYPE II ROADWAY DISTRIBUTION OPTIC AND HOUSE SIDE SHIELD
Light Source: (20) 2700K CCT, 70 CRI LEDS
Ballast/Driver: ELECTRONIC DRIVER

Summary

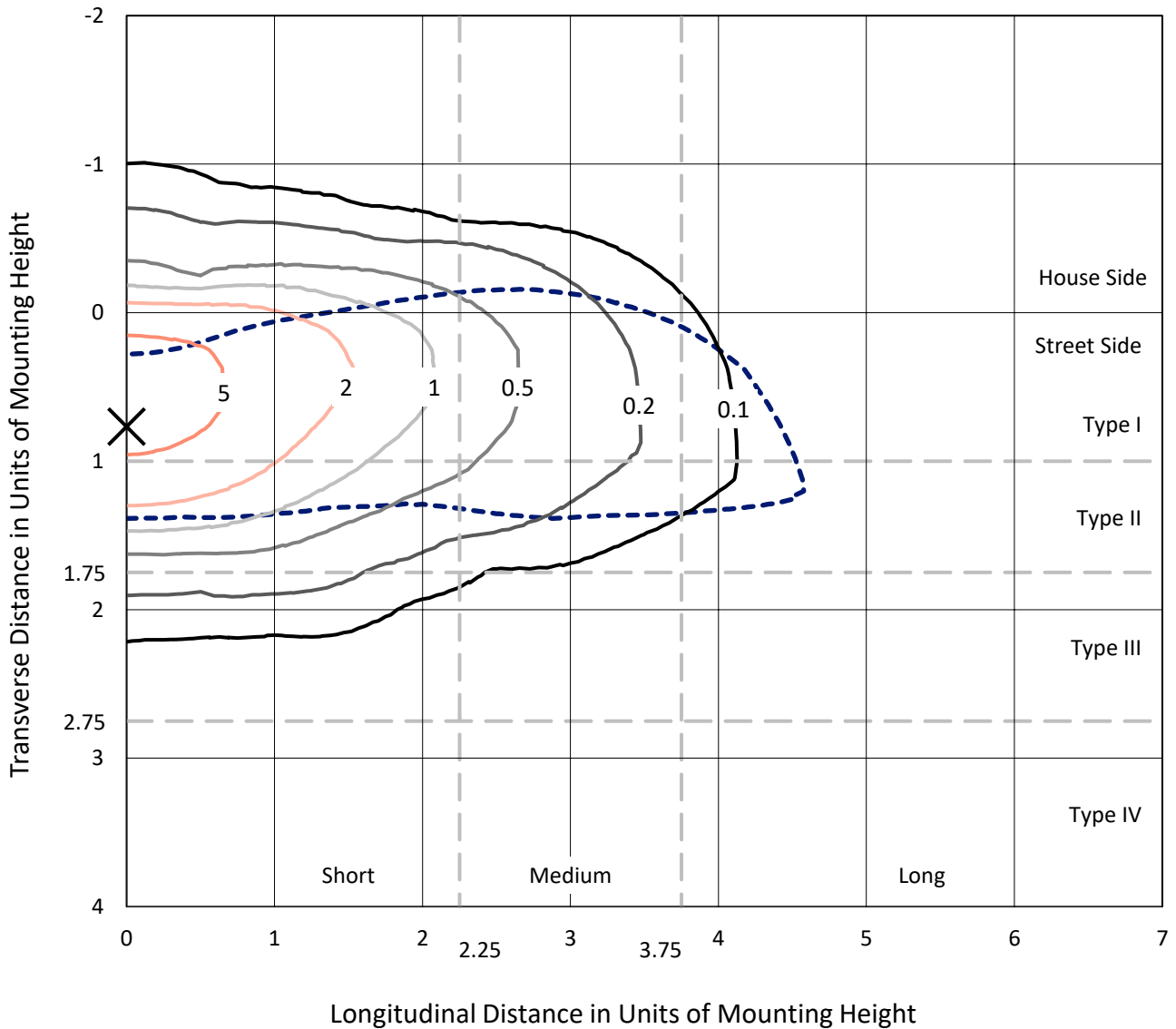
Lumens per Lamp: N/A
Luminaire Lumens: 9071 lumens
Efficiency: N/A
Efficacy: 89.8 lumens/watt
Luminous Opening: Rectangular (W 0.67' x L: 0.33' x H: 0')
IES Classification: Type II - Short
BUG Rating: B1 - U0 - G2

Input Watts (W): 101
Input Voltage (V): 120
Input Current (A_{in}): NR
Voltage Rise (V): NR
Power Factor: 0.99
Total Harmonic Distortion (THDi): 9.45%
Frequency (hertz): 60
Stabilization Time: NR
Operation Time: NR
Ambient Temperature (°C): NR
Test Distance: 24 FT

REPORT NUMBER: P867929
 CATALOG NUMBER: MEM2-HSN-SA-120-727-U-T2R-HSS

Iso-Footcandle Lines of Horizontal Illumination

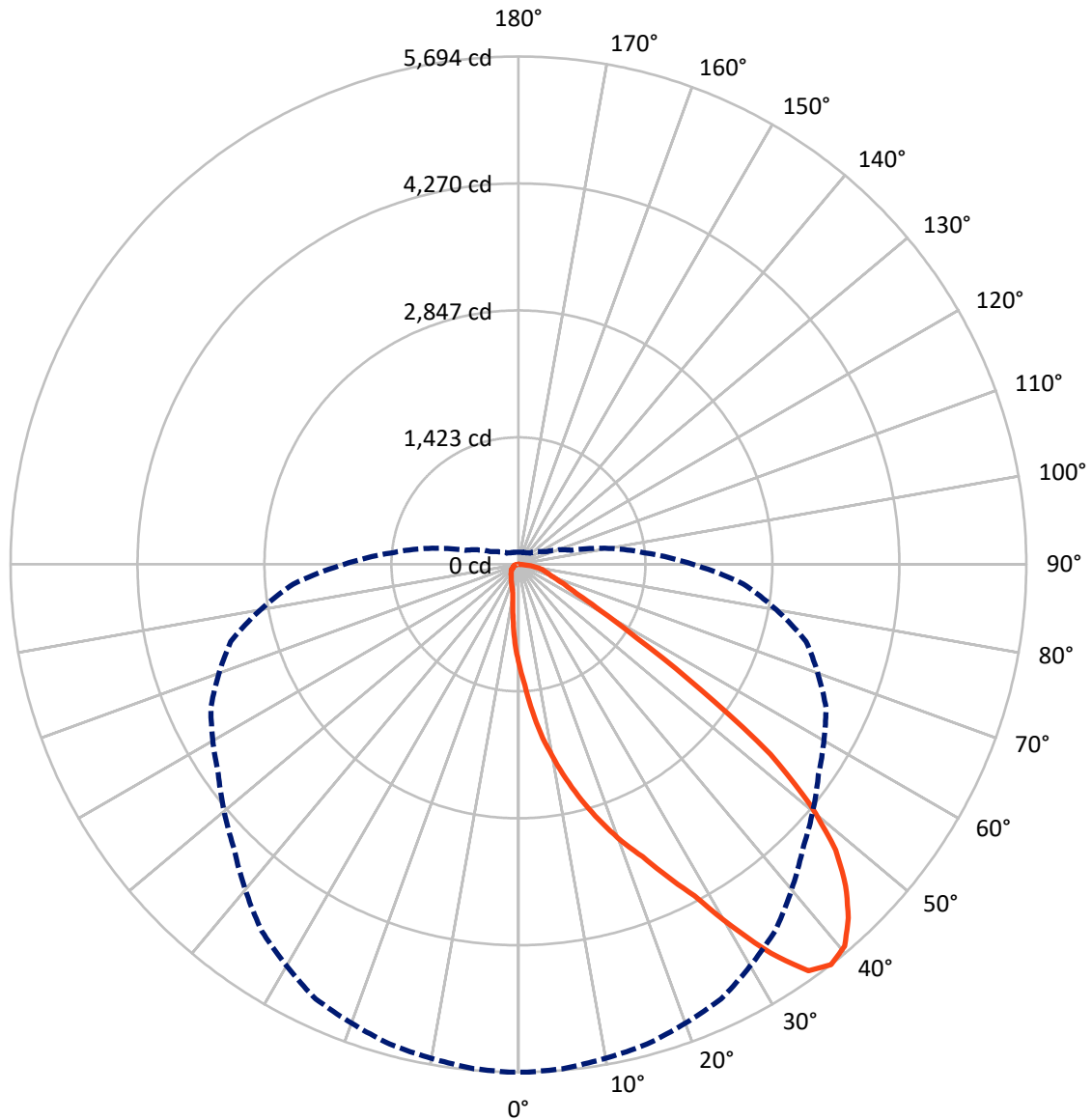
× Max cd
 - - - 1/2 Max cd



Based on 20 foot mounting height. Maximum calculated value = 7.8 fc
 Type II - Short - N/A

REPORT NUMBER: P867929
CATALOG NUMBER: MEM2-HSN-SA-120-727-U-T2R-HSS

Luminous Intensity Polar Plot



— Vertical Plane Through 0-Deg Lateral - - - Horizontal Cone Through 37.5-Deg Vertical

REPORT NUMBER: P867929

CATALOG NUMBER: MEM2-HSN-SA-120-727-U-T2R-HSS

FLUX DISTRIBUTION:

		Downward	Upward	Total
House Side	Lumens	1081.9	0.0	1081.9
	% Fixture	11.9	0.0	11.9
Street Side	Lumens	7989.1	0.0	7989.1
	% Fixture	88.1	0.0	88.1
Total	Lumens	9071.0	0.0	9071.0
	% Fixture	100.0	0.0	100.0

Coefficient of Utilization

ZONAL LUMENS:

Zone	Lumens	% Fixture
0°-10°	112.8	1.2
10°-20°	394.2	4.3
20°-30°	813.3	9.0
30°-40°	1431.0	15.8
40°-50°	1943.0	21.4
50°-60°	1925.1	21.2
60°-70°	1482.0	16.3
70°-80°	860.2	9.5
80°-90°	109.4	1.2
90°-100°	0.0	0.0
100°-110°	0.0	0.0
110°-120°	0.0	0.0
120°-130°	0.0	0.0
130°-140°	0.0	0.0
140°-150°	0.0	0.0
150°-160°	0.0	0.0
160°-170°	0.0	0.0
170°-180°	0.0	0.0
0°-90°	9071.0	100.0
0°-180°	9071.0	100.0



REPORT NUMBER: P867929

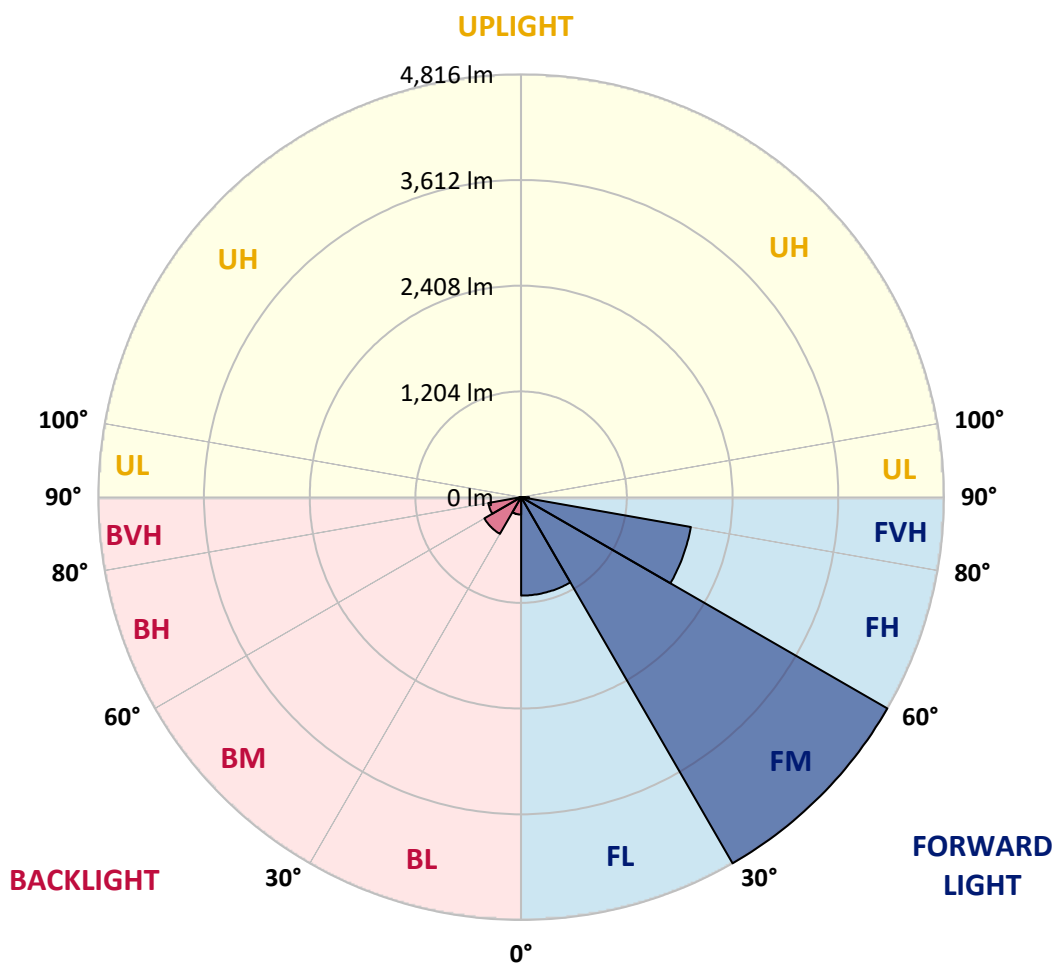
CATALOG NUMBER: MEM2-HSN-SA-120-727-U-T2R-HSS

LUMINAIRE CLASSIFICATION SYSTEM LUMEN TABLE AND BUG RATING:

Zone	Lumens	% Fixture	Zone Rating/Lumen Limit		
			B	U	G
FL (0°-30°)	1121.3	12.4			
FM (30°-60°)	4815.9	53.1			
FH (60°-80°)	1962.6	21.6			G2/5000
FVH (80°-90°)	89.2	1.0			G1/100
BL (0°-30°)	198.9	2.2	B1/500		
BM (30°-60°)	483.2	5.3	B1/1000		
BH (60°-80°)	379.6	4.2	B1/500		G1/500
BVH (80°-90°)	20.2	0.2			G1/100
UL (90°-100°)	0.0	0.0		U0/0	
UH (100°-180°)	0.0	0.0		U0/0	

BUG Rating: B1-U0-G2

Type II Short





REPORT NUMBER: P867929

CATALOG NUMBER: MEM2-HSN-SA-120-727-U-T2R-HSS

CANDELA DISTRIBUTION (FULL):

	0°	1°	5°	15°	25°	35°	45°	55°	65°	75°	85°
0°	1124.0	1124.0	1124.0	1124.0	1124.0	1124.0	1124.0	1124.0	1124.0	1124.0	1124.0
2.5°	1354.4	1374.6	1359.5	1346.8	1329.1	1311.4	1286.0	1258.2	1222.7	1179.7	1141.7
5°	1660.7	1670.8	1665.8	1658.2	1602.5	1549.3	1496.2	1430.3	1339.2	1258.2	1172.1
7.5°	1967.0	1962.0	1949.3	1926.5	1875.9	1815.1	1718.9	1610.1	1481.0	1339.2	1205.0
10°	2235.4	2243.0	2232.8	2197.4	2134.1	2050.6	1934.1	1810.1	1635.4	1437.9	1250.6
12.5°	2516.4	2521.4	2521.4	2445.5	2402.5	2273.3	2149.3	1982.2	1787.3	1559.4	1303.8
15°	2792.3	2782.2	2782.2	2731.6	2655.6	2511.3	2372.1	2169.6	1949.3	1673.4	1364.5
17.5°	3055.6	3060.7	3037.9	2982.2	2908.8	2769.5	2597.4	2374.6	2108.8	1810.1	1427.8
20°	3316.4	3301.2	3291.0	3235.3	3156.9	2992.3	2827.8	2574.6	2296.1	1964.5	1516.4
22.5°	3559.4	3567.0	3541.7	3453.1	3379.6	3230.3	3042.9	2810.0	2493.6	2118.9	1612.6
25°	3873.3	3848.0	3870.8	3764.4	3650.5	3473.3	3260.7	3030.3	2708.8	2308.8	1731.6
27.5°	4207.5	4222.7	4210.0	4093.5	3939.1	3701.2	3478.4	3232.8	2926.5	2488.5	1865.8
30°	4706.2	4698.6	4701.1	4526.4	4270.8	3987.2	3713.8	3445.5	3144.2	2708.8	2022.7
32.5°	5199.8	5227.7	5159.3	5004.9	4711.3	4283.4	3949.2	3650.5	3354.3	2898.6	2182.2
35°	5597.3	5589.7	5561.9	5389.7	5098.6	4683.4	4217.6	3878.4	3577.1	3131.6	2359.4
37.5°	5693.5	5693.5	5675.8	5569.5	5377.1	5017.6	4508.7	4106.2	3804.9	3339.1	2531.6
40°	5630.2	5617.6	5607.4	5536.5	5432.7	5220.1	4815.0	4341.6	4048.0	3607.5	2721.4
42.5°	5422.6	5425.2	5412.5	5372.0	5316.3	5235.3	5004.9	4592.3	4285.9	3860.6	2908.8
45°	5144.1	5149.2	5134.0	5129.0	5101.1	5101.1	5047.9	4789.7	4511.3	4118.9	3113.8
47.5°	4787.2	4784.7	4777.1	4764.4	4820.1	4880.9	4929.0	4901.1	4711.3	4397.3	3298.6
50°	4242.9	4237.8	4260.6	4323.9	4460.6	4594.8	4736.6	4868.2	4855.6	4655.6	3521.4
52.5°	3536.6	3503.7	3529.0	3723.9	4004.9	4303.7	4503.7	4711.3	4929.0	4929.0	3741.7
55°	2473.3	2501.2	2516.4	2802.4	3356.9	3870.8	4222.7	4491.0	4901.1	5146.7	3984.7
57.5°	1574.6	1584.8	1630.3	1939.2	2589.8	3232.8	3855.6	4296.1	4797.3	5329.0	4227.7
60°	1060.7	1025.3	1060.7	1237.9	1863.2	2536.6	3316.4	4050.5	4648.0	5460.6	4496.1
62.5°	749.3	746.8	756.9	860.7	1329.1	1906.3	2640.4	3718.9	4529.0	5468.2	4696.1
65°	605.0	587.3	594.9	653.1	891.1	1397.4	1936.7	3118.9	4422.7	5334.0	4794.8
67.5°	486.1	478.5	483.5	521.5	668.3	1050.6	1364.5	2372.1	4197.3	5106.2	4739.1
70°	397.5	400.0	402.5	440.5	531.6	794.9	974.7	1627.8	3716.3	4848.0	4488.5
72.5°	344.3	344.3	346.8	372.1	445.6	630.4	736.7	1058.2	3007.5	4569.5	4027.7
75°	303.8	303.8	303.8	326.6	379.7	506.3	572.1	724.0	2159.4	4053.0	3331.5
77.5°	263.3	265.8	265.8	286.1	326.6	394.9	440.5	501.3	1377.2	3131.6	2521.4
80°	202.5	202.5	205.1	227.8	278.5	308.9	324.0	354.4	724.0	1967.0	1600.0
82.5°	141.8	144.3	144.3	146.8	187.3	189.9	174.7	177.2	263.3	653.1	607.6
85°	15.2	17.7	20.3	20.3	32.9	40.5	43.0	40.5	43.0	75.9	75.9
87.5°	0.0	0.0	0.0	0.0	2.5	5.1	5.1	7.6	7.6	7.6	7.6
90°	0.0	0.0	0.0	0.0	0.0	0.0	0.0	0.0	0.0	0.0	0.0



REPORT NUMBER: P867929

CATALOG NUMBER: MEM2-HSN-SA-120-727-U-T2R-HSS

CANDELA DISTRIBUTION (continued):

	90°	95°	105°	115°	125°	135°	145°	155°	165°	175°	180°
0°	1124.0	1124.0	1124.0	1124.0	1124.0	1124.0	1124.0	1124.0	1124.0	1124.0	1124.0
2.5°	1121.5	1103.8	1065.8	1032.9	1002.5	977.2	959.5	936.7	919.0	919.0	929.1
5°	1129.1	1088.6	1010.1	936.7	878.5	822.8	772.1	739.2	713.9	698.7	698.7
7.5°	1139.2	1078.4	959.5	848.1	756.9	668.3	589.9	551.9	513.9	501.3	503.8
10°	1159.5	1073.4	913.9	769.6	632.9	521.5	445.6	405.1	384.8	374.7	374.7
12.5°	1182.2	1073.4	865.8	681.0	521.5	407.6	362.0	331.6	321.5	316.4	311.4
15°	1212.6	1078.4	825.3	587.3	425.3	344.3	311.4	293.7	283.5	278.5	278.5
17.5°	1248.1	1083.5	782.3	511.4	362.0	303.8	278.5	265.8	255.7	250.6	250.6
20°	1293.6	1096.2	739.2	443.0	316.4	278.5	255.7	243.0	232.9	230.4	227.8
22.5°	1349.3	1116.4	696.2	387.3	286.1	253.2	232.9	222.8	215.2	210.1	210.1
25°	1415.1	1141.7	663.3	346.8	263.3	235.4	217.7	205.1	197.5	194.9	194.9
27.5°	1506.3	1184.8	630.4	316.4	245.6	217.7	200.0	189.9	182.3	179.7	177.2
30°	1592.4	1237.9	615.2	308.9	232.9	202.5	189.9	177.2	169.6	167.1	164.6
32.5°	1703.7	1298.7	605.0	308.9	227.8	192.4	177.2	167.1	159.5	157.0	154.4
35°	1822.7	1369.6	605.0	319.0	230.4	184.8	167.1	157.0	149.4	144.3	144.3
37.5°	1951.8	1440.5	610.1	334.2	238.0	179.7	157.0	146.8	139.2	136.7	136.7
40°	2088.5	1536.7	620.2	346.8	245.6	177.2	146.8	139.2	131.6	126.6	126.6
42.5°	2215.1	1612.6	638.0	362.0	250.6	174.7	139.2	131.6	124.0	121.5	121.5
45°	2362.0	1696.2	653.1	372.1	250.6	167.1	131.6	124.0	119.0	116.5	113.9
47.5°	2478.4	1764.5	660.7	377.2	245.6	159.5	124.0	119.0	113.9	108.9	111.4
50°	2620.2	1837.9	673.4	379.7	235.4	149.4	119.0	111.4	106.3	103.8	103.8
52.5°	2756.9	1911.3	683.5	374.7	222.8	136.7	111.4	106.3	101.3	96.2	96.2
55°	2918.9	1992.3	698.7	367.1	202.5	124.0	103.8	98.7	91.1	88.6	86.1
57.5°	3103.7	2098.7	711.4	351.9	177.2	111.4	98.7	91.1	81.0	75.9	75.9
60°	3273.3	2220.2	721.5	313.9	154.4	103.8	91.1	83.5	73.4	70.9	70.9
62.5°	3455.6	2346.8	721.5	248.1	131.6	93.7	86.1	78.5	68.4	65.8	65.8
65°	3582.2	2460.7	698.7	184.8	111.4	88.6	83.5	73.4	63.3	60.8	60.8
67.5°	3617.6	2531.6	635.4	131.6	96.2	83.5	78.5	68.4	60.8	55.7	55.7
70°	3503.7	2475.9	519.0	101.3	83.5	75.9	70.9	63.3	55.7	53.2	53.2
72.5°	3177.1	2263.2	387.3	86.1	73.4	70.9	65.8	58.2	53.2	50.6	50.6
75°	2660.7	1881.0	273.4	75.9	68.4	63.3	58.2	53.2	48.1	48.1	48.1
77.5°	2015.1	1359.5	169.6	68.4	58.2	58.2	53.2	48.1	45.6	43.0	43.0
80°	1301.2	858.2	96.2	48.1	40.5	43.0	38.0	32.9	32.9	30.4	30.4
82.5°	551.9	339.2	50.6	27.8	20.3	17.7	12.7	12.7	10.1	10.1	10.1
85°	55.7	20.3	10.1	7.6	7.6	5.1	5.1	5.1	5.1	2.5	2.5
87.5°	7.6	7.6	7.6	5.1	5.1	5.1	2.5	2.5	2.5	2.5	2.5
90°	0.0	0.0	0.0	0.0	0.0	0.0	0.0	0.0	0.0	0.0	0.0

LM-79-2019: Approved Method: Electrical and Photometric Measurements of Solid-State Lighting Products

Report Prepared for

Cooper Lighting Solutions

Streetworks

Report Number: SP1-2407-157-3

Test Date: 08/07/2024

Luminaire Tested: MEM2-HTN-SA-40-727-U-5WQ-2

Data in this report applies to families of products including MEM2-HTN-SA-40-727-U-5WQ-2

Test Information

Test Method: LM-79-2019
 Report Number: SP1-2407-157-3
 Test Lab: COOPER LIGHTING SOLUTIONS
 Photometer: SP1 - 76IN SPHERE
 Measurement Geometry: 4π
 Issue Date: 08/20/2024
 Manufacturer: COOPER LIGHTING SOLUTIONS
 Product Line: Streetworks
 Catalog Number: **MEM2-HTN-SA-40-727-U-5WQ-2**
 Description: Epic Modern Light Square 40W 5WQ Optic and Flare Trim

Spectral Parameters

CCT (K): 2747
 CIE u': 0.2606
 CIE v': 0.5257
 Duv: -0.0005
 CIE x: 0.4552
 CIE y: 0.4082
 CIE z: 0.1366
 Peak Wavelength (nm): 597
 Dominant Wavelength (nm): 584
 Purity: 59.16856
 R_f: 75.5
 R_g: 93.6

CRI (Ra):	71.7		
R1:	68.1	R9:	-35.3
R2:	83.9	R10:	64.2
R3:	94.7	R11:	61.7
R4:	66.3	R12:	53.9
R5:	67.4	R13:	71.2
R6:	78.7	R14:	97.6
R7:	75.0	R15:	59.3
R8:	39.4		



Test Conditions

Stabilization Time: 22M
 Operation Time: 1H 22M
 Sphere Temperature (°C): 24.2

REPORT NUMBER: SP1-2407-157-3

Measurement and Test Equipment			
Instrument	Identification Number	Calibration Date	Calibration Due Date
Photometer	IN0058	6/18/2024	12/18/2024
Power Meter	INXT2011004	2/8/2024	2/8/2025
AC Power Source	IN0063	10/24/2023	10/24/2024
DC Power Source	IN0208	10/24/2023	10/24/2024
Sphere Thermometer	IN0085	10/24/2023	10/24/2024
Room Thermometer	IN0046	10/24/2023	10/24/2024

REPORT NUMBER: SP1-2407-157-3

CIE 1931 Chromaticity Diagram



CIE 1931 Chromaticity Diagram with 2017 ANSI 7-Step and 4-Step Quadrangles



Point lies inside the ANSI 2700K 4-step quadrangle

REPORT NUMBER: SP1-2407-157-3

Photopic Flux vs. Wavelength



Photopic Lumens: NR

λ (nm)	Power W [^] /nm	Lumens (ϕ /nm)	λ (nm)	Power W [^] /nm	Lumens (ϕ /nm)	λ (nm)	Power W [^] /nm	Lumens (ϕ /nm)	λ (nm)	Power W [^] /nm	Lumens (ϕ /nm)	λ (nm)	Power W [^] /nm	Lumens (ϕ /nm)
360	0	NR	490	103	NR	620	846	NR	750	20	NR	880	0	NR
365	0	NR	495	130	NR	625	784	NR	755	17	NR	885	1	NR
370	0	NR	500	171	NR	630	720	NR	760	15	NR	890	0	NR
375	0	NR	505	221	NR	635	652	NR	765	13	NR	895	0	NR
380	0	NR	510	268	NR	640	587	NR	770	11	NR	900	0	NR
385	0	NR	515	313	NR	645	521	NR	775	9	NR	905	0	NR
390	0	NR	520	350	NR	650	461	NR	780	8	NR	910	0	NR
395	0	NR	525	381	NR	655	406	NR	785	7	NR	915	0	NR
400	0	NR	530	407	NR	660	353	NR	790	6	NR	920	0	NR
405	2	NR	535	435	NR	665	307	NR	795	5	NR	925	0	NR
410	4	NR	540	462	NR	670	264	NR	800	4	NR	930	0	NR
415	9	NR	545	496	NR	675	227	NR	805	4	NR	935	0	NR
420	20	NR	550	534	NR	680	196	NR	810	3	NR	940	0	NR
425	38	NR	555	582	NR	685	167	NR	815	3	NR	945	0	NR
430	69	NR	560	638	NR	690	144	NR	820	2	NR	950	0	NR
435	120	NR	565	700	NR	695	122	NR	825	2	NR	955	0	NR
440	193	NR	570	767	NR	700	103	NR	830	2	NR	960	0	NR
445	316	NR	575	836	NR	705	88	NR	835	2	NR	965	0	NR
450	469	NR	580	898	NR	710	74	NR	840	1	NR	970	0	NR
455	431	NR	585	947	NR	715	63	NR	845	1	NR	975	0	NR
460	264	NR	590	982	NR	720	54	NR	850	1	NR	980	0	NR
465	197	NR	595	997	NR	725	46	NR	855	1	NR	985	0	NR
470	155	NR	600	997	NR	730	39	NR	860	1	NR	990	0	NR
475	108	NR	605	978	NR	735	33	NR	865	1	NR	995	0	NR
480	90	NR	610	947	NR	740	28	NR	870	1	NR	1000	0	NR
485	92	NR	615	900	NR	745	24	NR	875	1	NR			

REPORT NUMBER: SP1-2407-157-3

Scotopic Flux vs. Wavelength



Scotopic Lumens: NR

S/P: 1.13

λ (nm)	Power W [^] /nm	Lumens (φ/nm)	λ (nm)	Power W [^] /nm	Lumens (φ/nm)	λ (nm)	Power W [^] /nm	Lumens (φ/nm)	λ (nm)	Power W [^] /nm	Lumens (φ/nm)	λ (nm)	Power W [^] /nm	Lumens (φ/nm)
360	0	NR	490	103	NR	620	846	NR	750	20	NR	880	0	NR
365	0	NR	495	130	NR	625	784	NR	755	17	NR	885	1	NR
370	0	NR	500	171	NR	630	720	NR	760	15	NR	890	0	NR
375	0	NR	505	221	NR	635	652	NR	765	13	NR	895	0	NR
380	0	NR	510	268	NR	640	587	NR	770	11	NR	900	0	NR
385	0	NR	515	313	NR	645	521	NR	775	9	NR	905	0	NR
390	0	NR	520	350	NR	650	461	NR	780	8	NR	910	0	NR
395	0	NR	525	381	NR	655	406	NR	785	7	NR	915	0	NR
400	0	NR	530	407	NR	660	353	NR	790	6	NR	920	0	NR
405	2	NR	535	435	NR	665	307	NR	795	5	NR	925	0	NR
410	4	NR	540	462	NR	670	264	NR	800	4	NR	930	0	NR
415	9	NR	545	496	NR	675	227	NR	805	4	NR	935	0	NR
420	20	NR	550	534	NR	680	196	NR	810	3	NR	940	0	NR
425	38	NR	555	582	NR	685	167	NR	815	3	NR	945	0	NR
430	69	NR	560	638	NR	690	144	NR	820	2	NR	950	0	NR
435	120	NR	565	700	NR	695	122	NR	825	2	NR	955	0	NR
440	193	NR	570	767	NR	700	103	NR	830	2	NR	960	0	NR
445	316	NR	575	836	NR	705	88	NR	835	2	NR	965	0	NR
450	469	NR	580	898	NR	710	74	NR	840	1	NR	970	0	NR
455	431	NR	585	947	NR	715	63	NR	845	1	NR	975	0	NR
460	264	NR	590	982	NR	720	54	NR	850	1	NR	980	0	NR
465	197	NR	595	997	NR	725	46	NR	855	1	NR	985	0	NR
470	155	NR	600	997	NR	730	39	NR	860	1	NR	990	0	NR
475	108	NR	605	978	NR	735	33	NR	865	1	NR	995	0	NR
480	90	NR	610	947	NR	740	28	NR	870	1	NR	1000	0	NR
485	92	NR	615	900	NR	745	24	NR	875	1	NR			

REPORT NUMBER: SP1-2407-157-3

Melanopic Flux vs. Wavelength



Melanopic Lumens: NR M/P: 2.04

λ (nm)	Power W [^] /nm	Lumens (φ/nm)	λ (nm)	Power W [^] /nm	Lumens (φ/nm)	λ (nm)	Power W [^] /nm	Lumens (φ/nm)	λ (nm)	Power W [^] /nm	Lumens (φ/nm)	λ (nm)	Power W [^] /nm	Lumens (φ/nm)
360	0	NR	490	103	NR	620	846	NR	750	20	NR	880	0	NR
365	0	NR	495	130	NR	625	784	NR	755	17	NR	885	1	NR
370	0	NR	500	171	NR	630	720	NR	760	15	NR	890	0	NR
375	0	NR	505	221	NR	635	652	NR	765	13	NR	895	0	NR
380	0	NR	510	268	NR	640	587	NR	770	11	NR	900	0	NR
385	0	NR	515	313	NR	645	521	NR	775	9	NR	905	0	NR
390	0	NR	520	350	NR	650	461	NR	780	8	NR	910	0	NR
395	0	NR	525	381	NR	655	406	NR	785	7	NR	915	0	NR
400	0	NR	530	407	NR	660	353	NR	790	6	NR	920	0	NR
405	2	NR	535	435	NR	665	307	NR	795	5	NR	925	0	NR
410	4	NR	540	462	NR	670	264	NR	800	4	NR	930	0	NR
415	9	NR	545	496	NR	675	227	NR	805	4	NR	935	0	NR
420	20	NR	550	534	NR	680	196	NR	810	3	NR	940	0	NR
425	38	NR	555	582	NR	685	167	NR	815	3	NR	945	0	NR
430	69	NR	560	638	NR	690	144	NR	820	2	NR	950	0	NR
435	120	NR	565	700	NR	695	122	NR	825	2	NR	955	0	NR
440	193	NR	570	767	NR	700	103	NR	830	2	NR	960	0	NR
445	316	NR	575	836	NR	705	88	NR	835	2	NR	965	0	NR
450	469	NR	580	898	NR	710	74	NR	840	1	NR	970	0	NR
455	431	NR	585	947	NR	715	63	NR	845	1	NR	975	0	NR
460	264	NR	590	982	NR	720	54	NR	850	1	NR	980	0	NR
465	197	NR	595	997	NR	725	46	NR	855	1	NR	985	0	NR
470	155	NR	600	997	NR	730	39	NR	860	1	NR	990	0	NR
475	108	NR	605	978	NR	735	33	NR	865	1	NR	995	0	NR
480	90	NR	610	947	NR	740	28	NR	870	1	NR	1000	0	NR
485	92	NR	615	900	NR	745	24	NR	875	1	NR			

Summary

$R_f = 75.5$
 $R_g = 93.6$
 $CIE R_a = 71.7$
 $R_g = -35.3$



Color Vector Graphics



Individual Sample Fidelity Index ($R_{f,i}$)

CES01 = 86	CES26 = 68	CES51 = 87	CES76 = 63
CES02 = 63	CES27 = 90	CES52 = 85	CES77 = 79
CES03 = 31	CES28 = 87	CES53 = 78	CES78 = 66
CES04 = 71	CES29 = 71	CES54 = 86	CES79 = 87
CES05 = 50	CES30 = 85	CES55 = 84	CES80 = 85
CES06 = 52	CES31 = 74	CES56 = 75	CES81 = 67
CES07 = 42	CES32 = 66	CES57 = 75	CES82 = 93
CES08 = 41	CES33 = 80	CES58 = 76	CES83 = 91
CES09 = 29	CES34 = 79	CES59 = 85	CES84 = 89
CES10 = 77	CES35 = 89	CES60 = 90	CES85 = 72
CES11 = 60	CES36 = 93	CES61 = 81	CES86 = 59
CES12 = 66	CES37 = 88	CES62 = 91	CES87 = 77
CES13 = 43	CES38 = 93	CES63 = 77	CES88 = 79
CES14 = 74	CES39 = 97	CES64 = 67	CES89 = 65
CES15 = 72	CES40 = 93	CES65 = 66	CES90 = 80
CES16 = 48	CES41 = 93	CES66 = 63	CES91 = 80
CES17 = 51	CES42 = 89	CES67 = 61	CES92 = 55
CES18 = 57	CES43 = 78	CES68 = 68	CES93 = 72
CES19 = 73	CES44 = 99	CES69 = 78	CES94 = 48
CES20 = 67	CES45 = 85	CES70 = 63	CES95 = 66
CES21 = 88	CES46 = 81	CES71 = 61	CES96 = 76
CES22 = 80	CES47 = 86	CES72 = 86	CES97 = 81
CES23 = 92	CES48 = 74	CES73 = 56	CES98 = 76
CES24 = 91	CES49 = 79	CES74 = 93	CES99 = 64
CES25 = 73	CES50 = 86	CES75 = 66	



Color Rendition by Hue-Angle Bin



Measure Comparisons



(END OF REPORT)